



**INTERMARKET**  
SECURITIES LTD.


**UNAUDITED FINANCIAL STATEMENTS  
FOR THE  
QUARTER ENDED  
SEPTEMBER 30, 2020**



**INTERMARKET SECURITIES LIMITED**  
**CONDENSED INTERIM STATEMENT OF FINANCIAL POSITION**  
**AS AT SEPTEMBER 30, 2020**

		September 30, 2020 (Unaudited)	June 30, 2020 (Audited)
	Note	Rupees	
<b>NON CURRENT ASSETS</b>			
Property and equipment	6	31,662,387	33,695,241
Intangible assets	7	4,112,714	3,846,695
Long term investments	8	30,127,296	30,127,296
Long term deposits	9	3,060,412	2,284,105
<b>CURRENT ASSETS</b>			
Short term Investment	10	222,090,631	97,024,622
Trade debts	11	617,478,352	499,627,943
Advances, deposits, prepayments and other receivables	12	183,546,768	151,627,122
Tax refund due from Government	13	69,544,884	81,242,852
Short term loan	14	61,456,012	61,456,012
Cash and bank balances	15	303,886,817	128,098,007
		1,458,003,464	1,019,076,558
		<b>1,526,966,273</b>	<b>1,089,029,895</b>
<b>CAPITAL AND LIABILITIES</b>			
Authorized Share Capital 100 million (2019:100 million)		1,000,000,000	1,000,000,000
Ordinary Shares of Rs 10 each			
Ordinary Share Capital	16	503,404,510	503,404,510
Unappropriated Profit		416,441,344	352,674,249
Surplus/(Deficit) in Revaluation of Investment - net of deferred tax		2,860,092	2,860,092
		922,705,946	858,938,851
<b>NON CURRENT LIABILITIES</b>			
Directors' loan	17	-	-
Long term finance	18	1,559,491	2,587,484
Deferred taxation	19	-	-
<b>CURRENT LIABILITIES</b>			
Short term borrowings - secured	20	127,133,700	64,983,560
Trade and other payables	21	468,433,758	157,955,623
Current maturity of long term finance	18	2,405,413	2,879,782
Accrued markup		4,727,965	1,684,595
		602,700,836	227,503,560
Contingencies and commitment		-	-
		<b>1,526,966,273</b>	<b>1,089,029,895</b>


  
**Chief Executive Officer**

  
**Director**

**INTERMARKET SECURITIES LIMITED**  
**CONDENSED INTERIM PROFIT AND LOSS ACCOUNT (UNAUDITED)**  
**FOR THE QUARTER ENDED SEPTEMBER 30, 2020**

	Note	Quarter ended September 30,	
		2020	2019
		----- Rupees -----	
Operating Revenue	23	147,780,275	30,504,346
Capital gain/(Loss) on investment - net		5,841,211	(16,522)
Gain / (Loss) on revaluation of investments		21,656,475	(51,052,585)
		<u>175,277,961</u>	<u>(20,564,761)</u>
<b>Operating Expenses</b>			
Administrative Expenses	24	(90,415,502)	(38,093,507)
Finane Cost	25	(6,887,051)	(5,282,718)
		<u>(97,302,553)</u>	<u>(43,376,225)</u>
Other Income	26	1,664,277	68,010
Profit/(Loss) before Taxation		<u>79,639,685</u>	<u>(63,872,976)</u>
Taxation		(15,872,590)	-
Profit/(Loss) after Taxation		<u><u>63,767,095</u></u>	<u><u>(63,872,976)</u></u>


  
 Chief Executive Officer

  
 Director



**INTERMARKET SECURITIES LIMITED**  
**CONDENSED INTERIM STATEMENT OF COMPREHENSIVE INCOME (UNAUDITED)**  
**FOR THE QUARTER ENDED SEPTEMBER 30, 2020**

	Quarter ended September 30,	
	2020	2019
	----- Rupees -----	
Profit/(loss) after Taxation	63,767,095	(63,872,976)
Unrealized gain/(loss) on remeasurement of available for sale Investments during the period	-	(3,143,291)
Total comprehensive income for the year	<u>63,767,095</u>	<u>(67,016,267)</u>

  
 Chief Executive Officer

  
 Director